


At Henry Chichele Primary School, we teach handwriting using the **Kinetic Letters** programme. The programme enables all children to write legibly, fluently and quickly so they can concentrate on what they are thinking and not how to write it down. This is called **automaticity**.



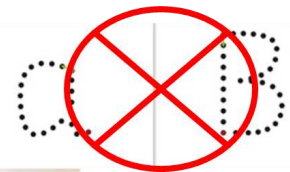
The Brave Monkey
(loves adventures and is Brave about heights)



The Scared Monkey
(loves adventures but is Scared about heights)



Children learn to form letters through movement and touch and avoids methods of copying or joining the dots.



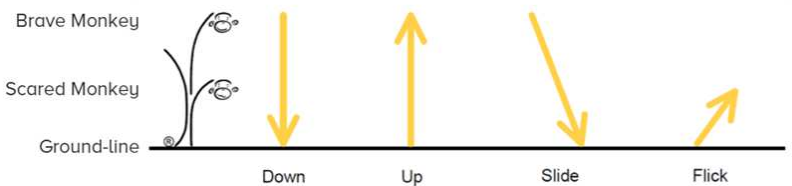
Children learn the heights of letters using two friends they will quickly meet (brave monkey and scared monkey).

Brave monkey helps us to write tall letters like t, h, b, k..

Scared monkey helps us to write the short letters like a, o, u, n.


We teach children to go into the 'pit' (under the ground) for letters such as p, g, q.

Children learn through movement and touch



Jumper Family	Abacadabra Family	Window Cleaner Family	Fisher Family	Slider Family	Special Squirter
h b r n m p	coadgqs Pull around and Push. abacadabra	l t i u	g j y f	k v w x z	e Push across. Up. Pull around and Push (along the ground).
Down-bump. Back up. Push over.		Down-bump. Flick (the water off)	Down, on-down and Pull around (to catch the fish).	Slide.	

We learn the 6 key movements to form letters. We learn the letter families (letters that use the same movements to form).



To write, children need to be strong! We build a strong “power pack” by practising using different positions and gross and fine motor movements.

Supporting your child:

- Lie on tummy on the floor to read, write, play games, watch TV
- Pull ups on monkey bars and holding body in the plank position
- Using scissors and knives and forks
- Using playdough and plasticine— rolling, pinching and squeezing using different parts of the hand
- Doing up and undoing buttons
- Using tongs, pegs and tweezers to pick up small items

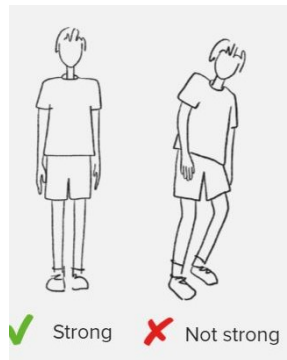


Practise these animal positions:

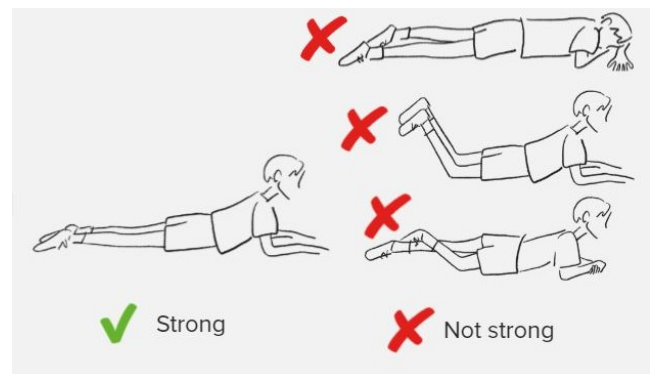
bear



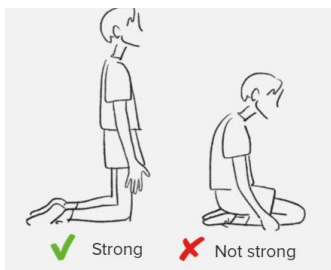
penguin




lizard




meerkat




stone lion



Children write without aching hands and fingers because they develop the strength in their hands and hold the pencil properly.



The 3 Friends Pencil Hold



Practise holding the pencil with your child by holding with two fingers and tucking the middle finger under.